

PARENT PORTAL HELP

Do you already have an account?

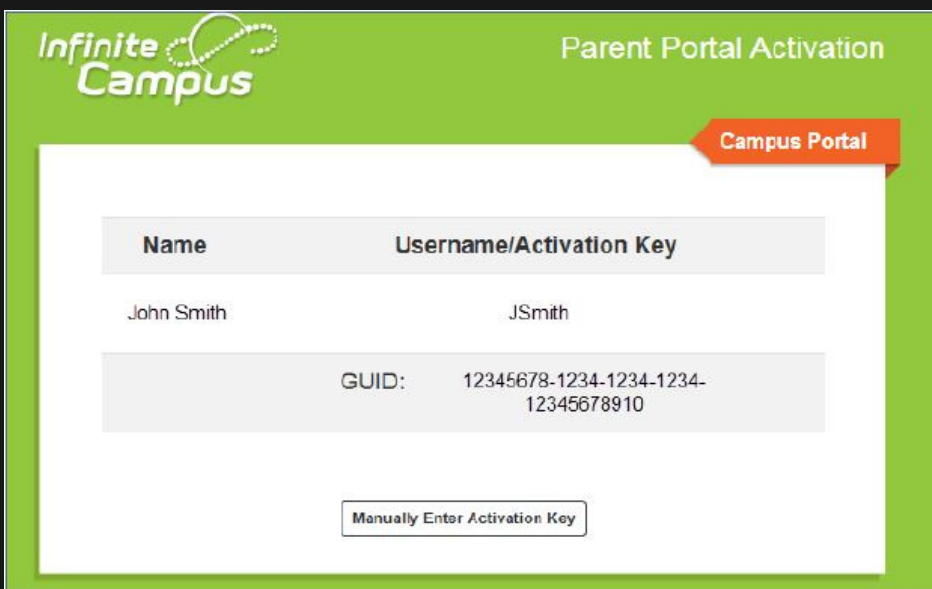
If yes,

Contact your child's school for information on how to get your password reset in Infinite Campus.

If no,

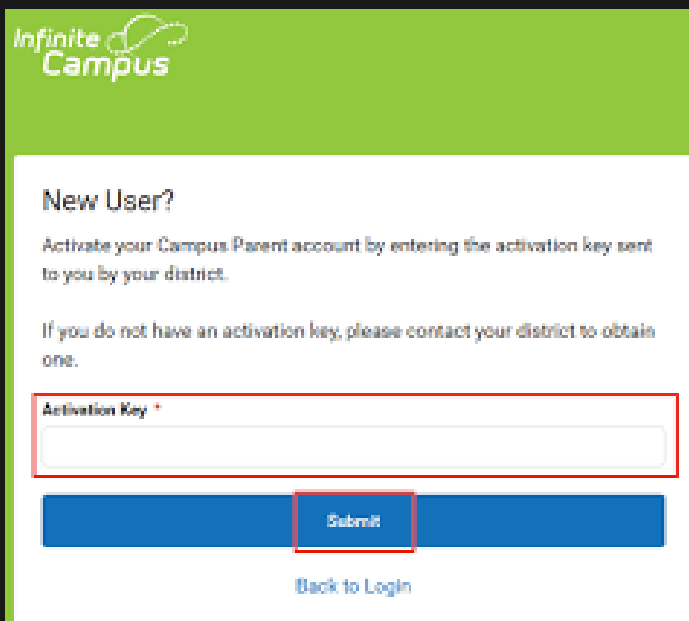
- Go to Hallco.org > Parent Toolbox > Infinite Campus > New IC User
- Once you have entered the child's SSN and birthdate, you will be taken to a page with a GUID code. **This is the activation key.** Then you can set up the login and password

CAMPUS PASSWORD = THE PASSWORD YOU JUST CREATED



The screenshot shows the 'Parent Portal Activation' page. It features a table with two columns: 'Name' and 'Username/Activation Key'. The first row shows 'John Smith' and 'JSmith'. The second row shows 'GUID: 12345678-1234-1234-1234-12345678910'. Below the table is a button labeled 'Manually Enter Activation Key'.

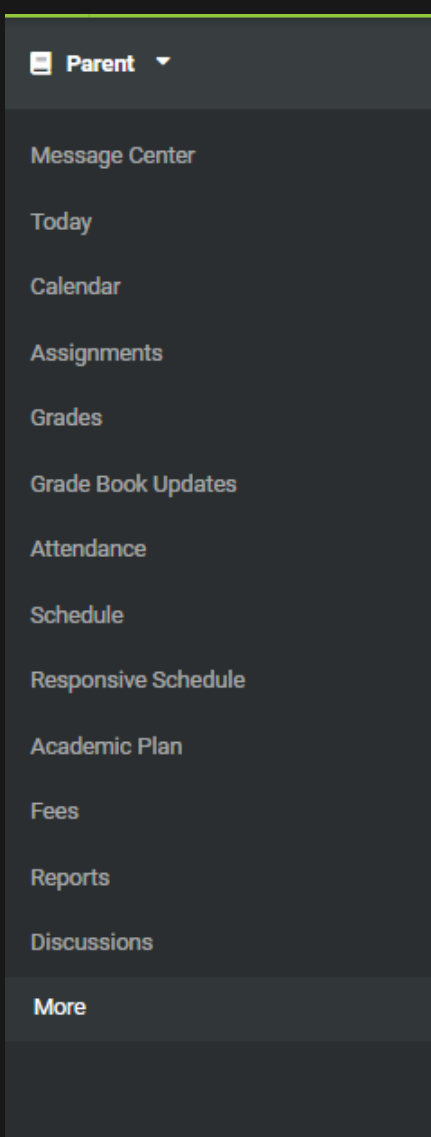
The **activation key (Also called a GUID)** is given once you enter the correct SSN and birthdate for your student on the NEW Infinite Campus user page. Copy this code, then press "Manually Enter Activation Key" and be taken to the next page.



The screenshot shows the 'New User?' page. It has a heading 'New User?' and a sub-heading 'Activate your Campus Parent account by entering the activation key sent to you by your district.' Below this is a text input field labeled 'Activation Key *' which is highlighted with a red border. To the right of the input field is a blue 'Submit' button, also highlighted with a red border. At the bottom, there is a link for 'Back to Login'.

ON THE NEXT PAGE,

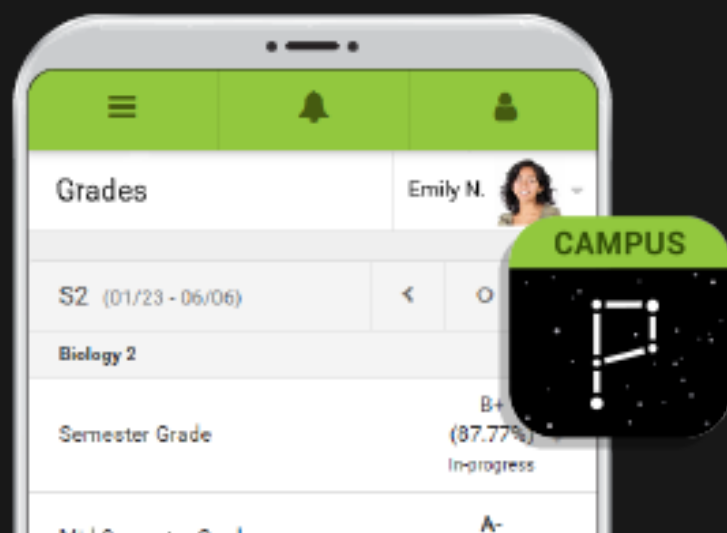
You can paste the GUID code/activation key into the box shown in red here and press submit.



The screenshot shows a vertical menu for a parent user. The menu items are: Parent (with a dropdown arrow), Message Center, Today, Calendar, Assignments, Grades, Grade Book Updates, Attendance, Schedule, Responsive Schedule, Academic Plan, Fees, Reports, Discussions, and More.

HOW TO FIND ... ?

Within Infinite Campus, parents can find their student's schedule, progress/report grades, etc. by clicking on the links to the left-hand side of your desktop screen. On a mobile device, you will have to click the button in the top left corner to see the list of options.



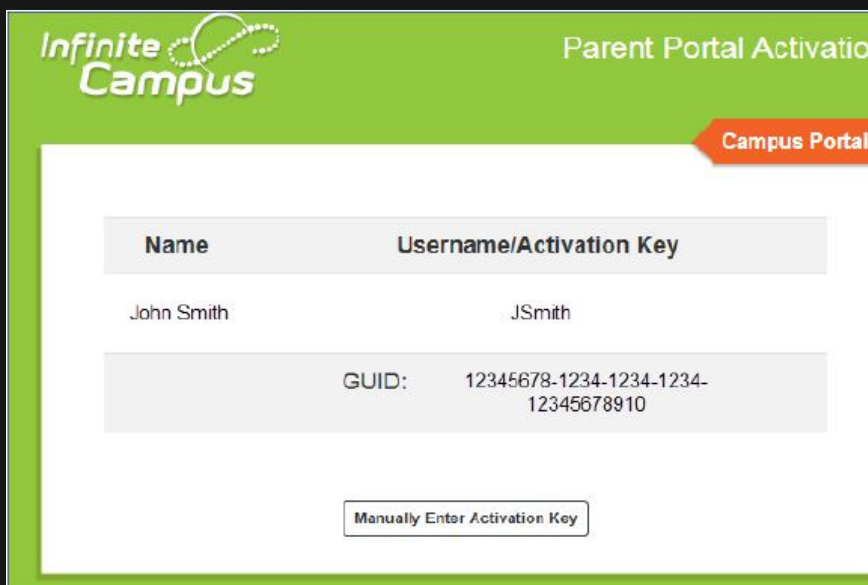
AYUDA CON PORTAL DE PADRES

¿Ya tiene una cuenta?

Si ya la tiene, contacte la escuela de su estudiante para información sobre como reactivar su contraseña en Infinite Campus.

Si no, entre a Hallco.org>Parent Toolbox> Infinite Campus> Nuevo usuario de IC, una vez que haya ingresado el numero de Seguro Social y fecha de nacimiento de su estudiante, sera dirigido a una pagina que le dara un codigo GUID. **Este codigo es la clave de activacion.** Con esta clave, podra registrarse con un nombre de usuario y una contraseña.

Contraseña de Campus = Contraseña que usted creo.

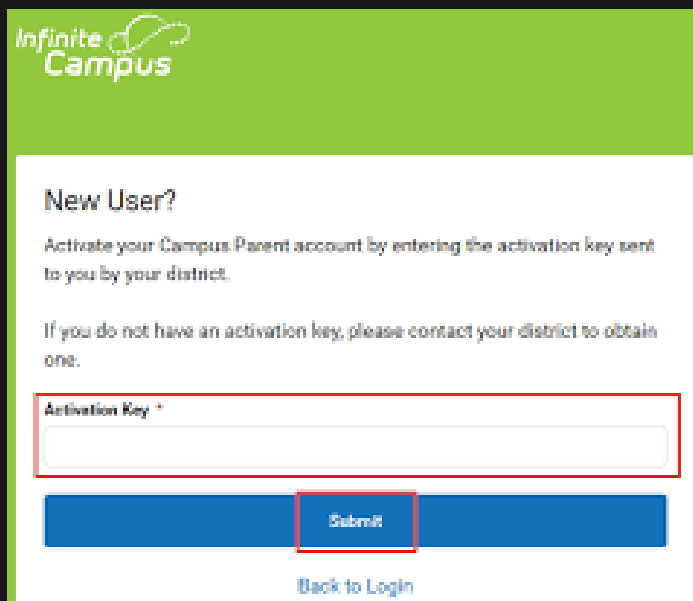


Name	Username/Activation Key
John Smith	JSmith
GUID:	12345678-1234-1234-1234-12345678910

[Manually Enter Activation Key](#)

La clave de activacion (Llamada GUID) es dada una vez que usted ingrese el Numero de Seguro Social y fecha de nacimiento correcto del estudiante en la NUEVA pagina de usuario de Infinite Campus. Copie este codigo y oprima "ESCRIBIR CLAVE DE ACTIVACION MANUALMENTE" Y sera dirigido a la siguiente pagina.

EN LA SIGUIENTE PAGINA



New User?
Activate your Campus Parent account by entering the activation key sent to you by your district.
If you do not have an activation key, please contact your district to obtain one.

Activation Key *

[Back to Login](#)

Puede pegar la clave de activacion de GUID dentro de la caja roja mostrada aqui y oprima entrar.

¿COMO ENCONTRARLO ...?

Dentro de Infinite Campus, los padres pueden encontrar el horario de clase de su estudiante, su progreso, calificaciones, etc. Solo oprima en el link a la izquierda de su pantalla. En un aparato mobil, tendra que oprimir el boton al lado izquierdo hacia arriba de la esquina para ver la lista de opciones.

- Parent
- Message Center
- Today
- Calendar
- Assignments
- Grades
- Grade Book Updates
- Attendance
- Schedule
- Responsive Schedule
- Academic Plan
- Fees
- Reports
- Discussions
- More

